

Pokyny k vyplnění OLA

Eramus+

ČVUT v Praze

Vyplnění Online Learning Agreement

<https://learning-agreement.eu/>

Welcome to OLA | OLA

learning-agreement.eu

OLA

ABOUT FAQ ELDER OLA FOR TRAINEES

LOG IN

Online Learning Agreement

Prepare your Learning Agreement **online within a few steps** and share it with both home and host universities.

This platform has been developed by the Aristotle University of Thessaloniki, the European University Foundation and the Erasmus Student Network for the 21st century mobile student.

<https://learning-agreement.eu/user/login>

- Přístup do aplikace pro správu Online Learning Agreementů: learning-agreement.eu
- Tlačítko „Log in“

MyAcademicID IAM Service


ds.prod.erasmus.eduteams.org/ds/?entityID=https%3A%2F%2Fproxy.prod.erasmus.eduteams.org%2Fmetadata%2Fbackend.xml&return=https%3A%2F%2Fproxy.prod.erasmus.edutea...


MyAcademicID


Login with

Examples: University of Bologna, `name@auth.gr`,
Unimib

or

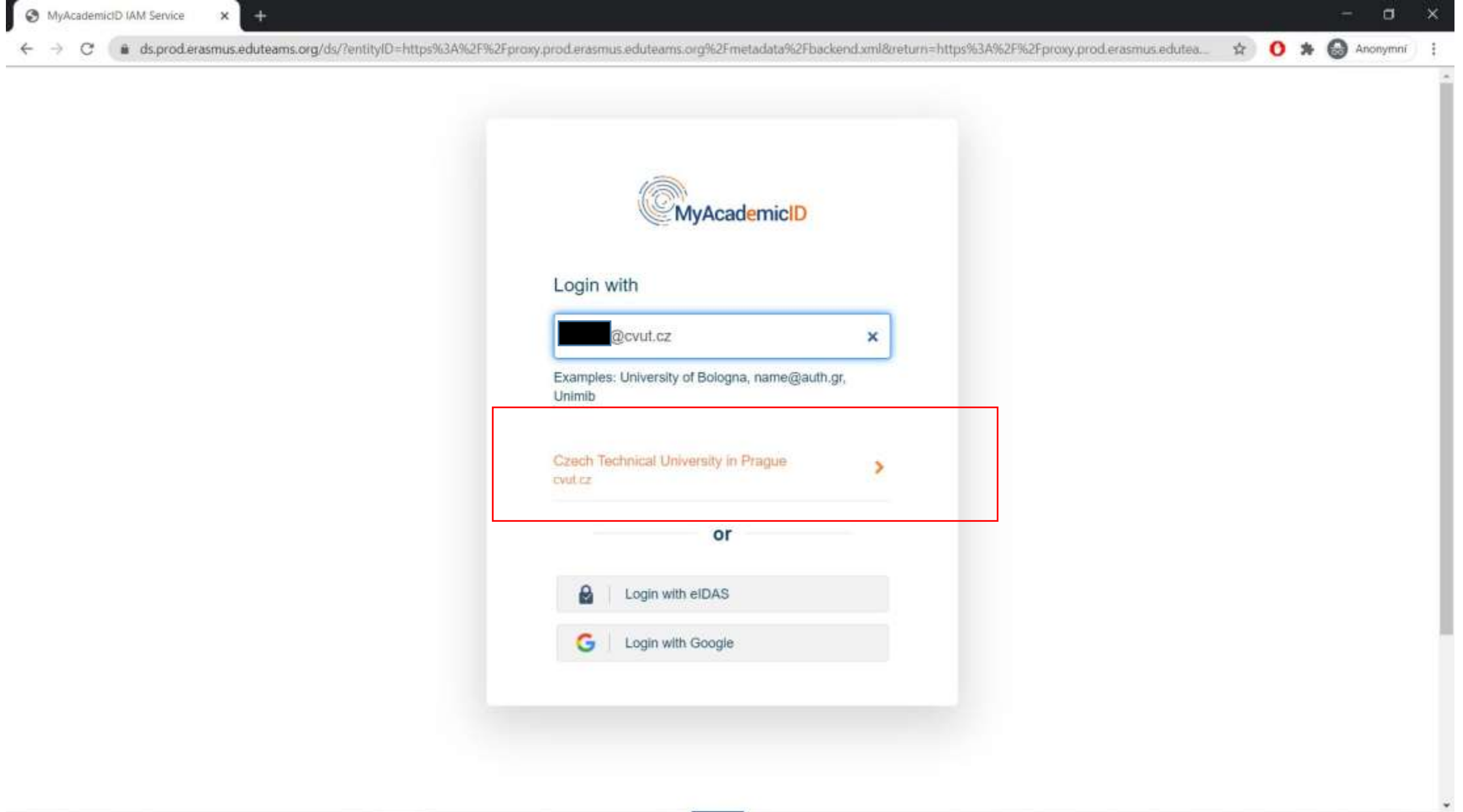
 Login with eIDAS

 Login with Google



Co-financed by the Connecting Europe Facility of the European Union

- Přesměrování na stránku MyAcademicID
- Vyplnění identity ČVUT: login(at)fakulta.cvut.cz nebo login(at)cvut.cz
- POZOR: **login**, nikoli email! Tj. např. novakja2(at)cvut.cz



- Vybrání ČVUT jako nabídnuté instituce (zobrazí se po vyplnění emailu)

User login - SSO gate - CTU in P... x +

idp2.civ.cvut.cz/idp/profile/SAML2/Redirect/SSO?sessionid=6B3BCD003B8BCA82F4C39685099394387&execution=e1s1

CS/EN

Application **MyAcademicID IAM Service** is using SSO for login and redirected you here.
Expired password could be reset [here](#).

Login details

Username:


CTU password:

Don't remember login.

Rules to protect your password

1. Never disclose your password to anyone.
2. Protect your password for picking it by watching.
3. Do not type in your password on untrusted devices.
4. Do not type in your password in untrusted applications.
5. Do not leave your password in accessible places.


*„Your password is your key,
keep it secured!“*



What is SSO?

It means Single Sign-On. You can get access to all participant applications by onetime entering your username and password.


[I want to know more](#)



How does it work?

Automatic login works until browser is closed. Expiration time of session is 10 hours.

[I want to know more](#)



What about security?

To get maximum security use trusted devices only.

[I want to know more](#)

- Přesměrování na ČVUT SSO ověření – opětovné vyplnění ČVUT loginu (např. novakja2@cvut.cz)

Tereza Faltysová | OLA

learning-agreement.eu/user/16722/edit?destination=/dashboard

OLA ABOUT FAQ ELDER OLA FOR TRAINEES MY LEARNING AGREEMENTS MY ACCOUNT LOG OUT

Fill out the required fields to complete your profile. X

My account

VIEW EDIT

My Personal Information

Firstname * Jan_test

Lastname * Novak

Date of birth * 01.01.2000

Gender * Undefined

Nationality * Czech Republic (262)

Field of education * Civi

Study cycle *

I have read and agree to the Terms and Conditions and Privacy Policy *
[Terms and Conditions and Privacy Policy](#)

Save

- Přesměrování zpět do aplikace + Vyplnění osobních údajů.

- **Oboru studia** – výběr z kódů (výběr z našeptávače) – vyplňte obor studia na ČVUT viz "... *field of education that is closest to the subject of the degree to be awarded to the student by the Sending Institution.*"

Tereza Faltysová | OLA

learning-agreement.eu/user/16722/edit?destination=/dashboard

OLA ABOUT FAQ ELDER OLA FOR TRAINEES MY LEARNING AGREEMENTS MY ACCOUNT LOG OUT

Fill out the required fields to complete your profile.

My account

VIEW EDIT

My Personal Information

Firstname * Jan_test

Lastname * Novak

Date of birth * 01.01.2000

Gender * Undefined

Nationality * Czech Republic (262)

Field of education * Building and civil engineering (0732) (819)

Study cycle *
cy
Bachelor or equivalent first cycle (EQF level 6)
Doctorate or equivalent third cycle (EQF level 8)
Master or equivalent second cycle (EQF level 7)
Short cycle (EQF level 5)

I have read and agree to the Terms and Conditions and Privacy Policy *
[Terms and Conditions and Privacy Policy](#)

Save

- Výběr studijní etapy z nabídky našeptávače:
Balakář (Bachelor - 6); Magistr (Master - 7); Doktorand (Doctorate - 8)
- Souhlas s podmínkami + Save

My Learning Agreements | OLA

learning-agreement.eu/dashboard

OLA

ABOUT FAQ ELDER OLA FOR TRAINEES

MY LEARNING AGREEMENTS MY ACCOUNT LOG OUT

My Learning Agreements

See the status of your Online Learning Agreement to successfully finalise it with the sending and receiving university.

You have not created any Learning Agreements yet

[Create New](#)

- Sekce „My Learning Agreements“ -> „Create New“

Learning Agreement step 0 | OLA x

learning-agreement.eu/la/0

Anonymní

OLA
online learning agreement

ABOUT FAQ ELDER OLA FOR TRAINEES

MY LEARNING AGREEMENTS MY ACCOUNT LOG OUT

Student

First name(s) *

Last name(s) *

Email *

Date of birth *

Gender *

Nationality *

Country to which the person belongs administratively and that issues the ID card and/or passport.

Field of Education *

Field of education: The ISCED-F 2013 search tool available at http://ec.europa.eu/education/international-standard-classification-of-education-isced_en should be used to find the ISCED 2013 detailed field of education and training that is closest to the subject of the degree to be awarded to the student by the Sending Institution.

Study cycle *

Study cycle: Short cycle (EQF level 5) / Bachelor or equivalent first cycle (EQF level 6) / Master or equivalent second cycle (EQF level 7) / Doctorate or equivalent third cycle (EQF level 8).

- Kontrola dříve vyplněných údajů

Learning Agreement step 1 | OLA x

learning-agreement.eu/la/1/ca2fce16-64ca-426c-8c2d-edc86d73f178

OLA
online learning agreement

ABOUT FAQ ELDER OLA FOR TRAINEES

MY LEARNING AGREEMENTS MY ACCOUNT LOG OUT

Your Online Learning Agreement has been updated.

Select your home institution from the list and indicate the contact and responsible person. It can be the same person but it is the responsible who will receive the invitation to review and sign the agreement.

- 1 Student Information
- 2 Sending Institution Information
- 3 Receiving Institution Information
- 4 Proposed Mobility Programme
- 5 Commitment

Academic year *

2021/2022

Sending

- Krok 2: Vyplnění údajů o ČVUT (Sending Institution = Vysílající instituce)

Learning Agreement step 1 | OLA x

learning-agreement.eu/la/1/ca2fce16-64ca-426c-8c2d-ede86d73f178

OLA
online learning agreement

ABOUT FAQ ELDER OLA FOR TRAINEES

MY LEARNING AGREEMENTS MY ACCOUNT LOG OUT

Sending

Sending Institution

Country *

Country of the institution

- Aruba
- Austria
- Belgium
- Bulgaria
- Croatia
- Curaçao
- Cyprus
- Czech Republic**
- Denmark
- Estonia
- Finland
- Former Yugoslav Republic of Macedonia
- France
- Germany
- Gibraltar
- Greece
- Greenland
- Hungary

- Nalezení ČVUT v nabídce: Země - Czech Republic

Learning Agreement step 1 | OLA x

learning-agreement.eu/la/1/ca2fce16-64ca-426c-8c2d-ede86d73f178

OLA
online learning agreement

ABOUT FAQ ELDER OLA FOR TRAINEES

MY LEARNING AGREEMENTS MY ACCOUNT LOG OUT

Sending Institution

Country *

Czech Republic x

Name *

ce

- VETERINARNI A FARMACEUTICKA UNIVERZITA BRNO
- VYSOKE UCENI TECHNICKE V BRNE
- Vyssi odborná škola zdravotnická Brno, příspěvková organizace
- JIHOČESKA UNIVERZITA V ČESKÝCH BUDEJOVICÍCH
- VYSOKA SKOLA TECHNICKA A EKONOMICKA V ČESKÝCH BUDEJOVICÍCH
- Academia Rerum Civilium - Vysoká škola politických a společenských věd, s. r. o.
- Česká zahradnická akademie Melník - střední škola a vyšší odborná škola, příspěvková organizace
- UNIVERZITA PARDUBICE
- ZAPADOCESKA UNIVERZITA V PLZNI
- AKCENT College s.r.o.
- ČESKA ZEMĚDELSKÁ UNIVERZITA V PRAZE
- ČESKE VYSOKE UCENI TECHNICKE V PRAZE
- CEVRO Institut, z.ú.
- Konzervator Duncan centre, Praha 4, Branická 41
- Policejní akademie České republiky v Praze
- Scholastika - VOS vizuální komunikace
- Vysoká škola finanční a správní, a.s./University of Finance and Administration
- Vysoká škola kreativní komunikace

- Vyhledání ČVUT v nabídce pod názvem: CESKE VYSOKE UCENI TECHNICKE V PRAZE (bez diakritiky)

Learning Agreement step 1 | OLA x

learning-agreement.eu/la/1/ca2fce16-64ca-426c-8c2d-ed86d73f178

Anonymní

OLA

online learning agreement

ABOUT FAQ ELDER OLA FOR TRAINEES

MY LEARNING AGREEMENTS MY ACCOUNT LOG OUT

Sending Institution

Country *
Czech Republic x

Name *
CESKE VYSOKE UCENI TECHNICKE V PRAZE x

Faculty/Department
Faculty of Mechanical Engineering

Address *
Prague

Erasmus Code *
CZ PRAHA10

Sending Responsible Person

First name(s) *

Last name(s) *

Sending Administrative Contact Person

First name(s)

Last name(s)

- Erasmus Code ČVUT se vyplní automaticky (**CZ PRAHA10**)

Learning Agreement step 1 | OLA x

learning-agreement.eu/la/1/ca2fce16-64ca-426c-8c2d-ed86d73f178

Anonymní

OLA
online learning agreement

ABOUT FAQ ELDER OLA FOR TRAINEES

MY LEARNING AGREEMENTS MY ACCOUNT LOG OUT

Sending Responsible Person

First name(s) *

Last name(s) *

Position *

Email *

Phone number

Responsible person at the Sending Institution; an academic who has the authority to approve the Learning Agreement, to exceptionally amend it when it is needed, as well as to guarantee full recognition of such programme on behalf of the responsible academic body. The name and email of the Responsible person must be filled in only in case it differs from that of the Contact person mentioned at the top of the document.

Sending Administrative Contact Person

First name(s)

Last name(s)

Position

Email

Phone number

Administrative contact person: person who provides a link for administrative information and who, depending on the structure of the higher education institution, may be the departmental coordinator or works at the international relations office or equivalent body within the institution.

- Vyplnění zodpovědné osoby na ČVUT (Sending Responsible Person): **Fakultní koordinátor**. Kontakty [zde](#)
- Vyplnění administrativní kontaktní osoby na ČVUT: = =

Learning Agreement step 2 | OLA x

learning-agreement.eu/la/2/ca2fce16-64ca-426c-8c2d-ed85d73f178

OLA
online learning agreement

ABOUT FAQ ELDER OLA FOR TRAINEES

MY LEARNING AGREEMENTS MY ACCOUNT LOG OUT

Select your host institution from the list and indicate the contact and responsible person. It can be the same person but it is the responsible who will receive the invitation to review and sign the agreement.

- 1 Student Information
- 2 Sending Institution Information
- 3 Receiving Institution Information
- 4 Proposed Mobility Programme
- 5 Commitment

Academic year *

2021/2022

Receiving

Receiving Institution

Country *

- Krok 3: Vyplnění údajů o **zahraniční univerzitě** (Receiving Institution)
- Vyplňujte pouze **po nominaci** Vaším fakultním koordinátorem na danou školu, dříve ne

Learning Agree Learning Agreement step 2 | OLA x

learning-agreement.eu/la/2/ca2fce16-64ca-426c-8c2d-ed85d73f178

Anonymní

OLA
online learning agreement

ABOUT FAQ ELDER OLA FOR TRAINEES

MY LEARNING AGREEMENTS MY ACCOUNT LOG OUT

2021/2022

Receiving

Receiving Institution

Country *

Latvia x

Name *

RIGAS TEHNISKA UNIVERSITATE x

Faculty/Department

Faculty of Civil Engineering

Address *

Riga

Erasmus Code *

LV RIGA02

Receiving Responsible Person

Receiving Administrative Contact Person

- Vyhledání zahraniční školy v nabídce pod názvem (pokud jste nenašli, zkuste různé verze názvu – lokální jazyk, bez diakritiky apod.)
- **Kontrola** Erasmus kódu (ověřte, zda je to opravdu ta správná univerzita a kód se vyplnil správně)

Learning Agreement step 2 | OLA x

learning-agreement.eu/la/2/ca2fce16-64ca-426c-8c2d-ede86d73f178

OLA
online learning agreement

ABOUT FAQ ELDER OLA FOR TRAINEES

MY LEARNING AGREEMENTS MY ACCOUNT LOG OUT

First name(s) *

Test

Last name(s) *

Test

Position *

Coordinator Test

Email *

test@rtu.lv

Phone number

Responsible person at the Receiving Institution: the name and email of the Responsible person must be filled in only in case it differs from that of the Contact person mentioned at the top of the document.

First name(s)

Last name(s)

Position

Email

Phone number

Previous

Next

- Vyplnění **odpovědné osoby na zahraniční univerzitě** (pozor na správné vyplnění emailového kontaktu, bez toho koordinátorovi nepřijde upomínka ke schválení a nemusí tedy vědět, že jste LA založili a na schválení čekáte)

Learning Agreement step 3 | OLA

learning-agreement.eu/la/3/ca2fce16-64ca-426c-8c2d-ed86d73f178

OLA
online learning agreement

ABOUT FAQ ELDER OLA FOR TRAINEES

MY LEARNING AGREEMENTS MY ACCOUNT LOG OUT

Your Online Learning Agreement has been updated.

Indicate the set of courses you'll be studying abroad and those that will be replaced in your degree at home. The purpose of the Learning Agreement is to provide a transparent preparation of your exchange to make sure that you receive recognition for the educational components that you will successfully complete abroad.

- 1 Student Information
- 2 Sending Institution Information
- 3 Receiving Institution Information
- 4 **Proposed Mobility Programme**
- 5 Commitment

Academic year *

2021/2022

Preliminary LA

Planned start of the mobility *

10.09.2021

Planned end of the mobility *

30.01.2022

- Krok 4: Vyplnění studijního plánu pro Erasmus

Learning Agreement step 3 | OLA

learning-agreement.eu/la/3/ca2fce16-64ca-426c-8c2d-ed86d73f178

OLA
online learning agreement

ABOUT FAQ ELDER OLA FOR TRAINEES

MY LEARNING AGREEMENTS MY ACCOUNT LOG OUT

2021/2022

Preliminary LA

Planned start of the mobility *

dd.mm.yyyy

Planned end of the mobility *

dd.mm.yyyy

Table A - Study programme at the Receiving institution *

No Component added yet.

Add Component to Table A

Web link to the course catalogue at the Sending Institution describing the learning outcomes: [web link to the relevant info]

Course catalogue: detailed, user-friendly and up-to-date information on the institution's learning environment that should be available to students before the mobility period and throughout their studies to enable them to make the right choices and use their time most efficiently. The information concerns, for example, the qualifications offered, the learning, teaching and assessment procedures, the level of programmes, the individual educational components and the learning resources. The Course Catalogue should include the names of people to contact, with information about how, when and where to contact them. Show less

This must be an external URL such as <http://example.com>.

The main language of instruction at the Receiving Institution *

- Select a value -

The level of language competence *

- Select a value -

Level of language competence: a description of the European Language Levels (CEFR) is available at: <https://europass.cedefop.europa.eu/en/resources/european-language-levels->

- Vyplnění předmětů, které budete studovat v zahraničí (**Table A**)
- Přidání předmětů jednoho po druhém (přes tlačítko „Add Component“)

learning-agreement.eu/la/3/ca2fce16-64ca-426c-8c2d-ed86d73f178

OLA
ABOUT FAQ ELDER OLA FOR TRAINEES MY LEARNING AGREEMENTS MY ACCOUNT LOG OUT

Table A - Study programme at the Receiving institution *

Component to Table A Remove

Component title at the Receiving Institution (as indicated in the course catalogue) *

Systems Analysis and Knowledge

An "educational component" is a self-contained and formal structured learning experience that features learning outcomes, credits and forms of assessment. Examples of educational components are: a course, module, seminar, laboratory work, practical work, preparation/research for a thesis, mobility window or free electives.

Component Code * DSP344

Number of ECTS credits (or equivalent) to be awarded by the Receiving Institution upon successful completion * 3

Semester * First semester (Winter/Autumn) ▾

ECTS credits (or equivalent): in countries where the "ECTS" system is not in place, in particular for institutions located in Partner Countries not participating in the Bologna process, "ECTS" needs to be replaced in the relevant tables by the name of the equivalent system that is used, and a web link to an explanation to the system should be added.

Component to Table A Remove

Component title at the Receiving Institution (as indicated in the course catalogue) *

System Engineering

An "educational component" is a self-contained and formal structured learning experience that features learning outcomes, credits and forms of assessment. Examples of educational components are: a course, module, seminar, laboratory work, practical work, preparation/research for a thesis, mobility window or free electives.

Component Code * DSP347

Number of ECTS credits (or equivalent) to be awarded by the Receiving Institution upon successful completion * 3

Semester * First semester (Winter/Autumn) ▾

ECTS credits (or equivalent): in countries where the "ECTS" system is not in place, in particular for institutions located in Partner Countries not participating in the Bologna process, "ECTS" needs to be replaced in the relevant tables by the name of the equivalent system that is used, and a web link to an explanation to the system should be added.

Add Component to Table A

- Vyplnění detailů jednotlivých předmětů
- Na základě informací z „Course Catalogue“, tj. nabídky předmětů pro studenty Erasmu (/Exchange) na **zahr. uni**

Learning Agreement step 3 | OLA x Course List for Exchange Student x Autumn_provisional_FACULTY-D x +

learning-agreement.eu/la/3/ca2fce16-64ca-426c-8c2d-ed86d73f178

OLA
online learning agreement

ABOUT FAQ ELDER OLA FOR TRAINEES MY LEARNING AGREEMENTS MY ACCOUNT LOG OUT

Web link to the course catalogue at the Sending Institution describing the learning outcomes: [web link to the relevant info]

- Course catalogue: detailed, user-friendly and up-to-date information on the institution's learning environment that should be available to students before the mobility period and throughout their studies to enable them to make the right choices and use their time most efficiently. The information concerns, for example, the qualifications offered, the learning, teaching and assessment procedures, the level of programmes, the individual educational components and the learning resources. The Course Catalogue should include the names of people to contact, with information about how, when and where to contact them. Show less
- This must be an external URL such as <http://example.com>.

The main language of instruction at the Receiving Institution *

The level of language competence *

Level of language competence: a description of the European Language Levels (CEFR) is available at: <https://europass.cedefop.europa.eu/en/resources/european-language-levels-cefr>

Table B - Recognition at the Sending institution *

No Component added yet.

Web link to the course catalogue at the Sending Institution describing the learning outcomes: [web link to the relevant info]

This must be an external URL such as <http://example.com>.

- Vyplnění předmětů na ČVUT, které budou po příjezdu uznány za ty zahraniční (**Table B**)
- Přidání předmětů jednoho po druhém (přes tlačítko „Add Component“)
- (Vyplňovat link na katalog předmětů není povinné pole)

Learning Agreement step 4 | OLA x

learning-agreement.eu/la/4/ca2fce16-64ca-426c-8c2d-edeb6d73f178

OLA
online learning agreement

ABOUT FAQ ELDER OLA FOR TRAINEES

MY LEARNING AGREEMENTS MY ACCOUNT LOG OUT

Your Online Learning Agreement has been updated.

All three parties signing the Learning Agreement commit to comply with all the agreed arrangements, thereby ensuring that you will receive recognition for the studies successfully carried out abroad without any further requirements.

- 1 Student Information
- 2 Sending Institution Information
- 3 Receiving Institution Information
- 4 Proposed Mobility Programme
- 5 **Commitment**

Academic year *

2021/2022

Commitment Preliminary

- Krok 5: Podpis a odeslání

My Learning Agreements | OLA x

learning-agreement.eu/dashboard

OLA ABOUT FAQ ELDER OLA FOR TRAINEES MY LEARNING AGREEMENTS MY ACCOUNT LOG OUT

See the status of your Online Learning Agreement to successfully finalise it with the sending and receiving university.

Create New

Sending Institution	Receiving Institution	Status	Created	View or Edit
CESKE VYSOKE UCENI TECHNICKE V PRAZE	RIGAS TEHNISKA UNIVERSITATE	Signed by Student and sent to the Sending HEI	Fri, 02/12/2021 - 10:10	View Download PDF History

- Návrat do sekce „My Learning Agreements“ – pouze možnost zobrazit a stáhnout PDF (pokud zobrazit nelze a chcete si LA prohlédnout, vyřešte stažením PDF)

My Learning Agreements | OLA x

learning-agreement.eu/dashboard

OLA ABOUT FAQ ELDER OLA FOR TRAINEES MY LEARNING AGREEMENTS MY ACCOUNT LOG OUT

See the status of your Online Learning Agreement to successfully finalise it with the sending and receiving university.

Create New

Sending Institution	Receiving Institution	Status	Created	View or Edit
CESKE VYSOKE UCENI TECHNICKE V PRAZE	RIGAS TEHNISKA UNIVERSITATE	Ready to Edit	Fri, 02/12/2021 - 10:44	Edit Download PDF History
CESKE VYSOKE UCENI TECHNICKE V PRAZE	RIGAS TEHNISKA UNIVERSITATE	Signed by Student and sent to the Sending HEI	Fri, 02/12/2021 - 10:10	View Download PDF History

https://learning-agreement.eu/la/0/9bb6ff6f-08bd-401a-b303-c7a66a8eb259

- Návrat do sekce „My Learning Agreements“ – ve chvíli, kdy Vám jedna za stran LA zamítne, zaznamená důvod zamítnutí a v nabídce přibude možnosti „Edit“

Learning Agreement step 4 | OLA X

learning-agreement.eu/la/4/9bb6ff6f-08bd-401a-b303-c7a66a8eb259

Anonymní (2)

OLA
online learning agreement

ABOUT FAQ ELDER OLA FOR TRAINEES

MY LEARNING AGREEMENTS MY ACCOUNT LOG OUT

Clear

Rejection reason

Nízký počet kreditů v zahraničí

Reason for declining the previous Online Learning Agreement proposal

Previous Sign and send the Online Learning Agreement to the Responsible person at the Sending Institution for review

- Při editaci LA si v posledním kroku můžete zobrazit **důvod zamítnutí**
- Zpracujete změny a LA znovu odešlete k podpisu všemi stranami

My Learning Agreements | OLA x +

learning-agreement.eu/dashboard ☆ 0 Anonymní

OLA ABOUT FAQ ELDER OLA FOR TRAINEES MY LEARNING AGREEMENTS MY ACCOUNT LOG OUT

See the status of your Online Learning Agreement to successfully finalise it with the sending and receiving university.

Create New

Sending Institution	Receiving Institution	Status	Created ▾	View or Edit
CESKE VYSOKE UCENI TECHNICKE V PRAZE	RIGAS TEHNISKA UNIVERSITATE	Signed by Student and sent to the Sending HEI	Fri, 02/12/2021 - 10:10	View Download PDF History

- Návrat do sekce „My Learning Agreements“ – v okamžiku, kdy máte LA podepsaný všemi stranami (mělo by chodit emailové upozornění), můžete stáhnout + stažený pdf soubor **NAHRÁT DO KARTY** v mobility.cvut.cz

My Learning Agreements | OLA Novak_Jan_test_Learning_Agreem

learning-agreement.eu/external/getlapdf?la_id=24785&type=file

Novak_Jan_test_Learning_Agreement.pdf 1 / 5 80%

Table A Before the mobility

Study Programme at the Receiving Institution
Planned period of the mobility: from [month/year] 09-2021 to [month/year] 01-2022

Component code (if any)	Component title at the Receiving Institution (as indicated in the course catalogue)	Semester [e.g. autumn / spring; term]	Number of ECTS credits (or equivalent) to be awarded by the Receiving Institution upon successful completion
DSP344	Systems Analysis and Knowledge	First semester (Winter/Autumn)	3
DSP347	System Engineering	First semester (Winter/Autumn)	3

Web link to the course catalogue at the Receiving Institution describing the learning outcomes:
<https://>

The level of language competence in that the student already has or agrees to acquire by the start of the study period is: English B2

Created with learning-agreement.eu 1/5

Erasmus+ Higher Education Learning Agreement for Studies Jan_test Novak tereza.faltsysova@cvut.cz
Academic Year 2021/2022

Recognitine at the Sending Institution

Component code (if any)	Component title at the Receiving Institution (as indicated in the course catalogue)	Semester [e.g. autumn / spring; term]	Number of ECTS credits (or equivalent) to be awarded by the Receiving Institution upon successful completion
KA123_YA	Systémová analýza 2	First semester (Winter/Autumn)	3

- Stažené PDF: Až bude LA podepsán všemi stranami, **nahrát stažený soubor do karty** v mobility.cvut.cz
- V případě změn v LA během výjezdu postupujte obdobně, změny se zaznamenávají do sekce „During mobility“